

Costa Romantica, Costa Classica

Refurbished:
Costa Classica: 2005
Costa Romantica: 2003

Double Occupancy Capacity:
1,308
1,356

Crew and Staff:
650
610

Gross Tonnage:
53,000
53,000

Length:
722 feet
722 feet

Beam:
102 feet
102 feet

Cruising Speed:
18.5 knots
18.5 knots

LEGEND

No symbol indicates 2 lower beds.
All staterooms with 2 lower beds convert to queen.

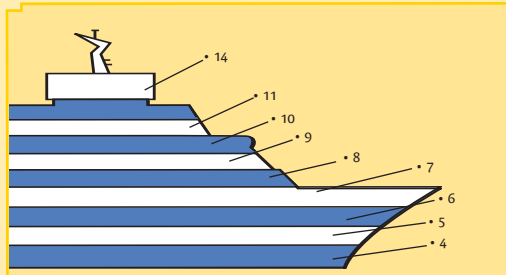
- 1 upper bed / 1 lower bed
- 1 upper bed
- 2 upper beds
- # Queen bed
- Additional double sofa-bed
- ▲ 1 lower bed
- E Elevator
- ↔ Connecting staterooms
- H Accommodations for handicapped
- + Single murphy bed
- ◆ Single armchair sleeper (Romantica)
- ▲ Single armchair sleeper (Classica)

Stateroom photos are not representative of all categories.
Deck plans are subject to change.

Walking/Fitness track on Deck 12 not shown.

On Costa Classica Stateroom 7052 is category 15. 6048 and 6116 are category 14. 5034 is category 13. 4028 and 4128 are category 12.

For exact deckplans for each ship visit costacruises.com.



CATEGORIES & DECKS




DECKS 4, 5, 6, 7
Inside; 2 lower beds, some convert to queen



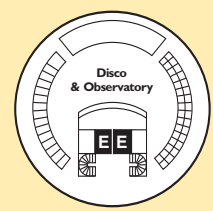
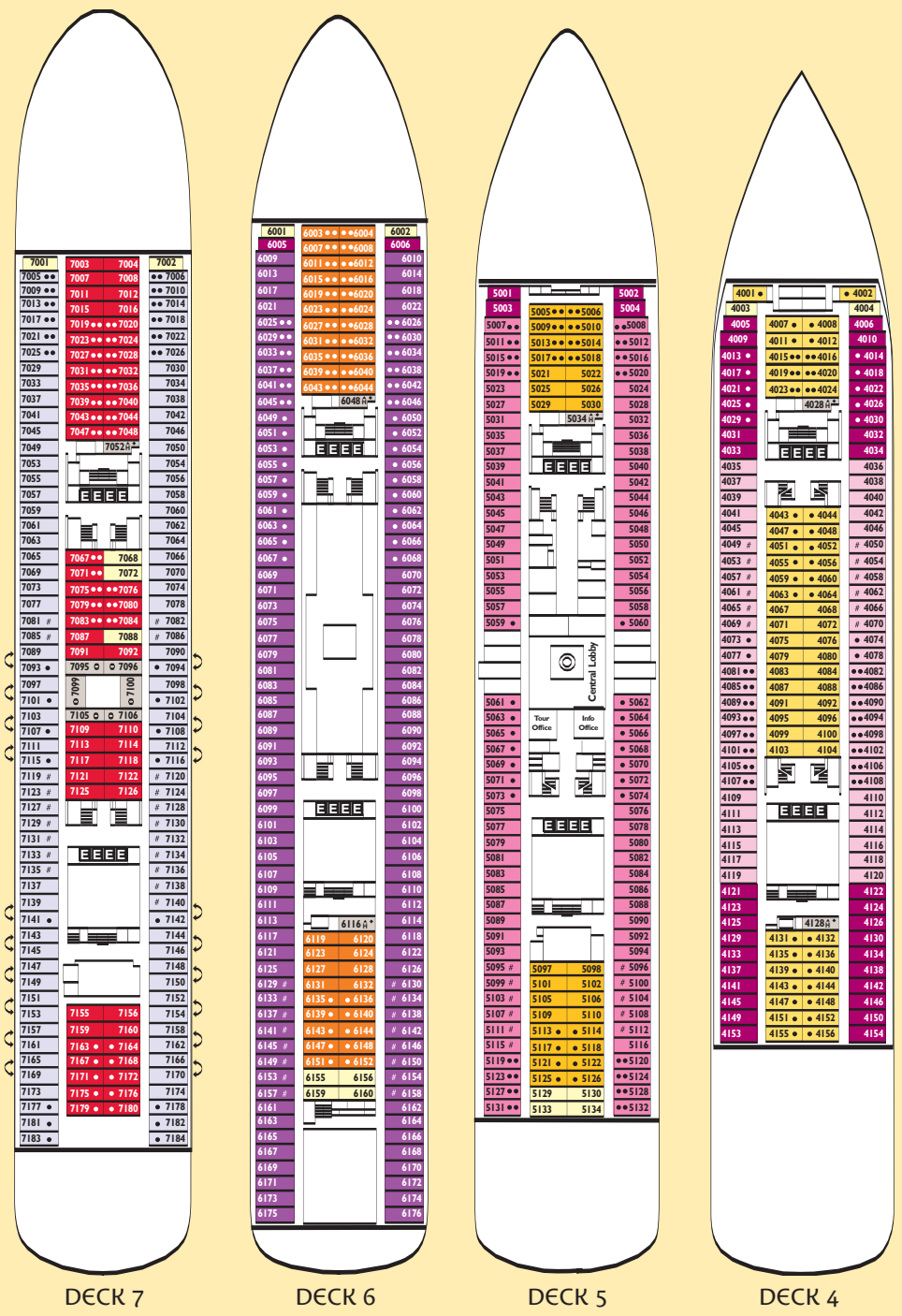
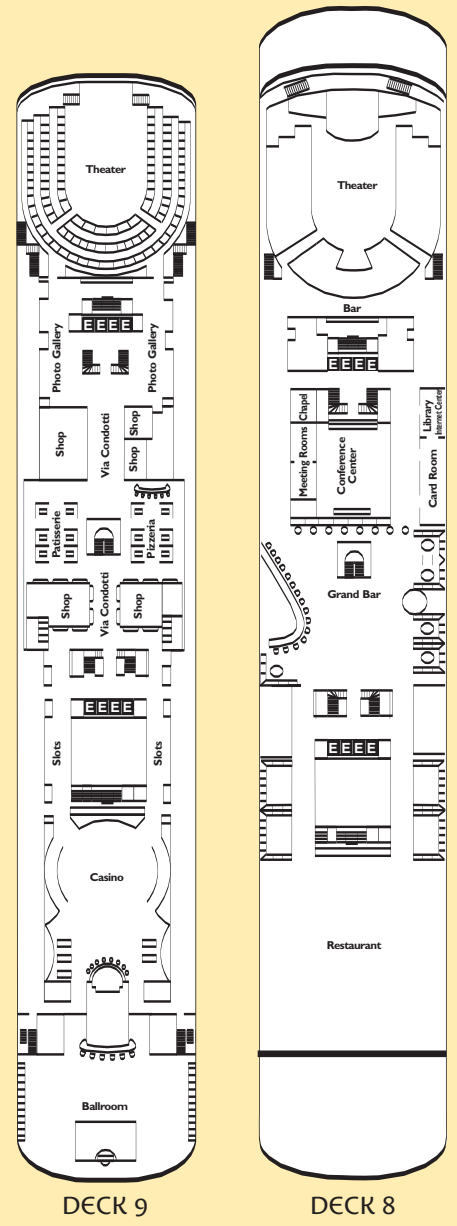
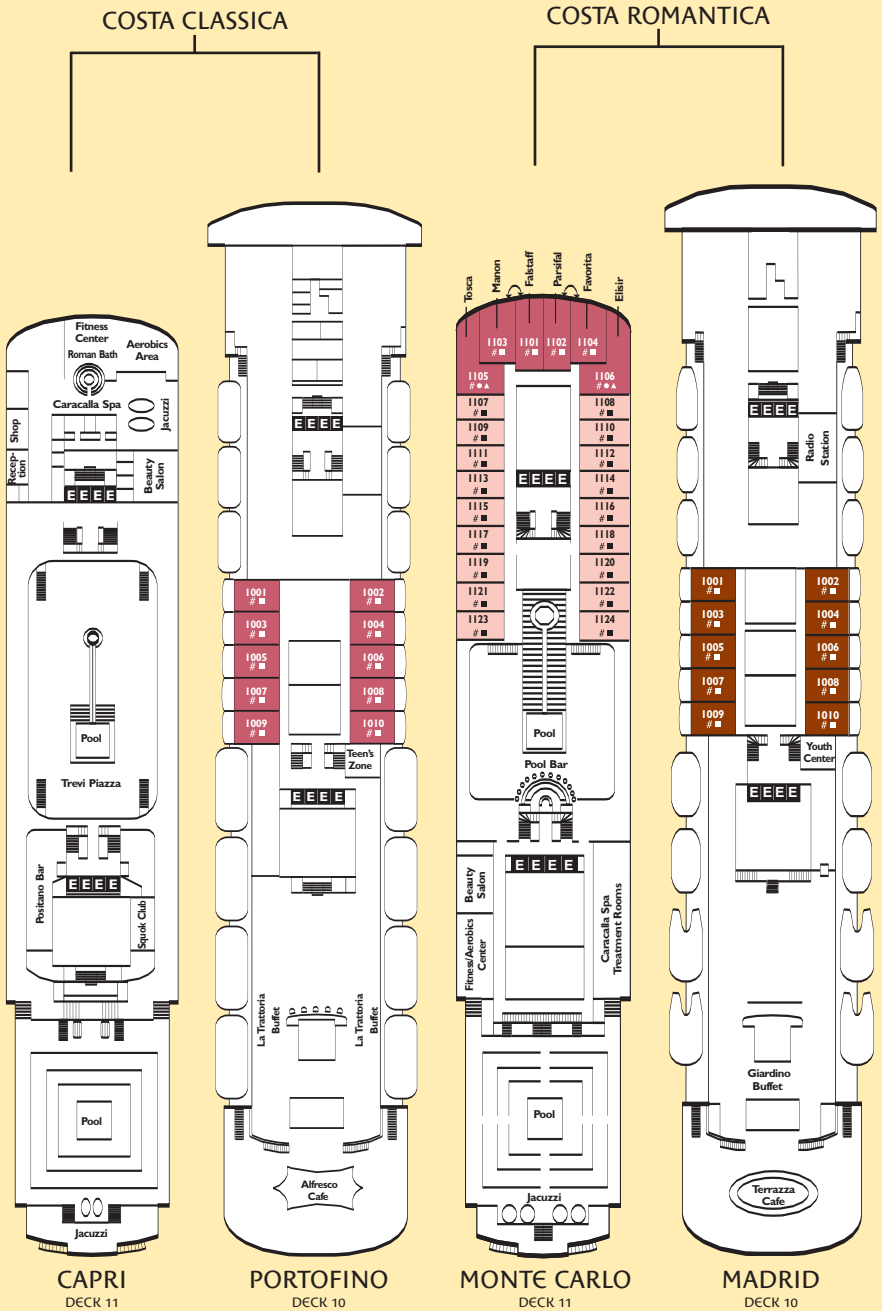
DECKS 4, 5, 6, 7
Oceanview; 2 lower beds, some convert to queen



DECKS 4, 5, 6, 7
Inside; Single



DECKS 10, 11
Suites, some with veranda; 2 lower beds convert to queen, whirlpool bath, shower and sitting area



DECK 14

CAPRI
DECK 11

PORTOFINO
DECK 10

MONTE CARLO
DECK 11

MADRID
DECK 10

DECK 9

DECK 8

DECK 7

DECK 6

DECK 5

DECK 4

