

Entered Service: Costa Mediterranea: 2003
Costa Atlantica: 2000

Double Occupancy Capacity: 2,114

Crew and Staff: 920

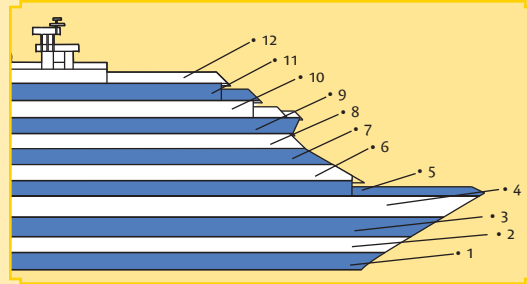
Gross Tonnage: 86,000

Length: 960 feet


Beam: 106 feet

Height at Funnel Top: 200 feet

Cruising Speed: 22 knots



CATEGORIES & DECKS




DECKS 1, 4, 5, 6, 7, 8
Inside; 2 lower beds convert to queen




DECKS 1, 4
Oceanview; 2 lower beds convert to queen



DECKS 4, 5, 6, 7, 8
Oceanview with veranda



DECKS 4, 5, 6, 7, 8
Suites with veranda; 2 lower beds convert to queen, whirlpool bath, shower and sitting area



WELLNESS VERANDA STATEROOMS & SUITES DECK 8
A relaxing retreat with accompanying exclusive spa amenities featuring complimentary treatments, personalized wellness consultation, fitness classes and wellness dining.

LEGEND

No symbol indicates 2 lower beds
All staterooms with 2 lower beds convert to queen.

- 1 upper bed
- 2 upper beds
- Single sofa bed
- † Category E1 staterooms are obstructed view; Category B1 are partially obstructed

E Elevator
H Accommodations for handicapped
C Connecting staterooms

Stateroom photos are not representative of all categories.
Deck plans are subject to change.
Tennis Court, Jogging Track and Slide on Deck 11 not shown.
For exact deck plans for each ship visit costacruires.com.

