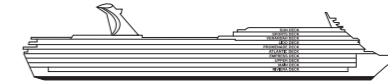




CARNIVAL INSPIRATIONSM deck plan and ship profile

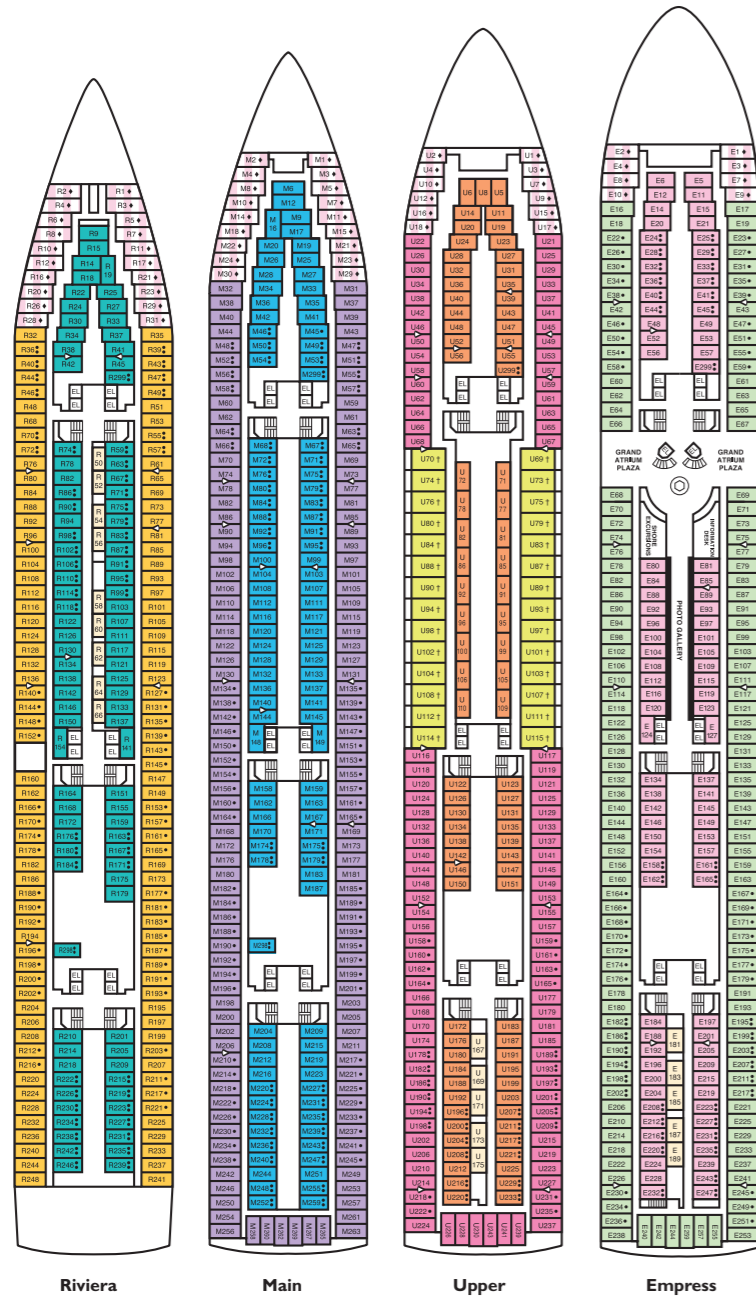
Superliner Profile.eps



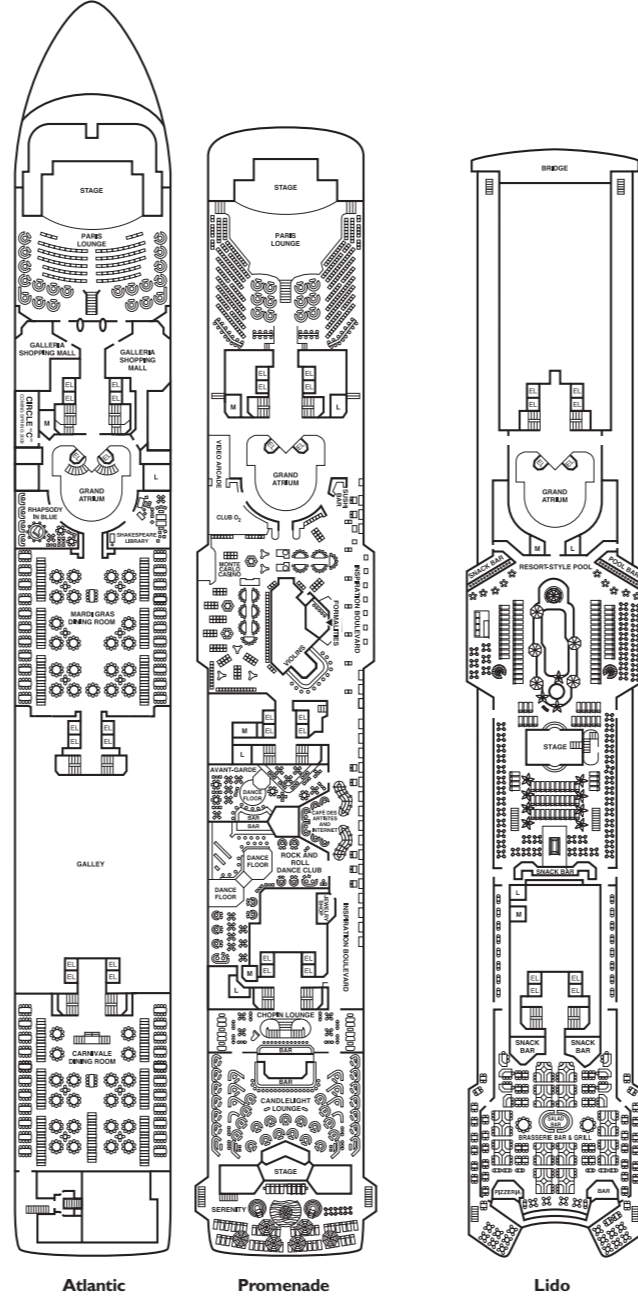
Gross Tonnage: 70,367 Length: 855 Feet Beam: 103 Feet Cruising Speed: 21 Knots
Guest Capacity: 2,052 (Double Occupancy) Total Staff: 920 Registry: The Bahamas

- Accommodation Symbol Legend**
- 2 Uppers
 - 1 Upper
 - † Twin Bed/King and Double Convertible Sofa
 - ★ Twin Bed/King and Single Convertible Sofa
 - ◆ Stateroom with 2 Floor-to-Ceiling Windows
 - ◀ Connecting Staterooms (Best for families and groups of friends)
 - Ⓜ Staterooms with obstructed views (V21, V25, V27, V41, V8 & V42)

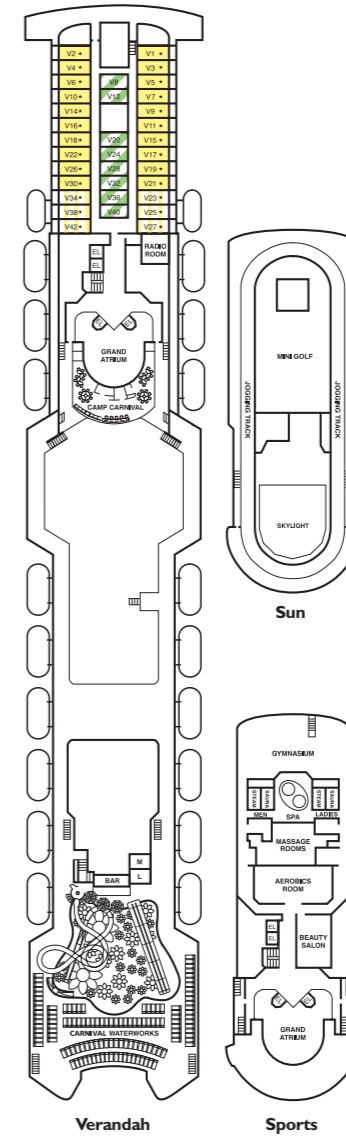
Staterooms are available that are modified for wheelchair users. Please contact Carnival Reservations department, Guest Access Services, at 1-800-438-6744, ext. 70025, for details.
Even-numbered interior staterooms exit portside (left)
Odd-numbered interior staterooms exit starboard (right).



DeckPlan Inspiration.eps



DeckPlan Inspiration.eps



DeckPlan Inspiration.eps

